

CARDO  
**FREECOM 4+**  
EN POCKET GUIDE

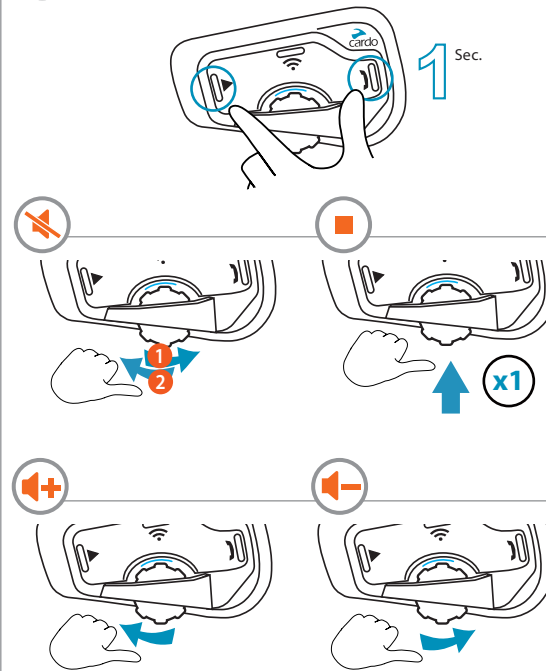
OPERATED BY  
**NATURAL VOICE**

Default language is English. Language set can be changed via the Cardo Connect App setting or the Cardo Community

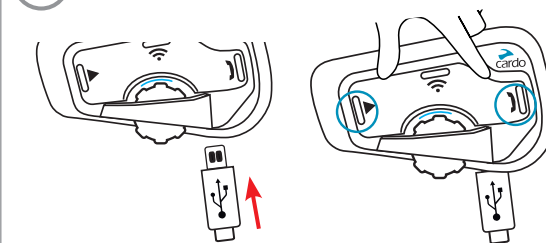
[www.cardosystems.com/product-manuals](http://www.cardosystems.com/product-manuals)  
Full version of the manual  
[cardosystems.com/support](http://cardosystems.com/support)

Getting Started

On/ Off



Use while charging



Phone Features

<p><b>Answer</b></p> <p>Press any button</p> <p>x1</p>	<p><b>Voice dial</b></p> <p>x1</p>	<p><b>Redial</b></p> <p>x2</p>
<p><b>Ignore a Call</b></p> <p>Scroll the control wheel</p> <p>1 2</p>	<p><b>Speed Dial</b></p> <p>Set via app</p> <p>2 Sec.</p>	
<p><b>Reject a Call</b></p> <p>Any of these buttons</p> <p>2 Sec.</p>	<p><b>Share active phone call</b></p> <p>x1</p> <p>Share with rider 1</p> <p>x2</p> <p>Share with rider 2</p>	
<p><b>End a Call</b></p> <p>Any of these buttons</p> <p>x1</p>		

Pair Mobile Devices

- 1

5 Sec.

Flash
- 2 Pair Phone

Search for Bluetooth devices
- 3 Add a 2nd Phone / GPS

Flash
- 4 Pair Phone

Search for Bluetooth devices
- 4 Pair GPS

Led flashes Slower
- 4a Search for Bluetooth devices on the GPS

Cancel Pairing

5 Sec.

END Flash

cardo  
communication in motion

f i y t  
cardosystems.com

[www.cardosystems.com/support](http://www.cardosystems.com/support)

cardo Cardo Connect App  
Download on the App Store GET IT ON Google Play

Register your device and upgrade firmware with Cardo Update  
[cardosystems.com/update](http://cardosystems.com/update)

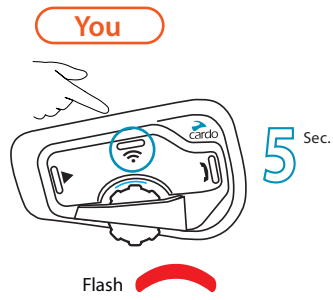
© cardosystems

Copyright  
The contents of this Guide, including all text, illustrations and drawings are the exclusive intellectual property of Cardo Systems, Ltd. and are protected by copyright laws. They are not in the public domain. Any partial or total reproduction, translation and or dissemination, without the prior written authorization by Cardo Systems, Ltd. are strictly prohibited. Any rights not expressly granted herein are reserved.

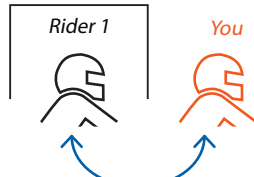
MAN00483-MAN POCKET GUIDE FRC 4+ EN A03

## Set Cardo Intercom

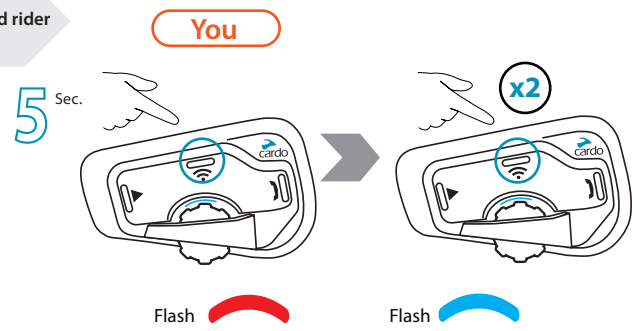
2-way pairing



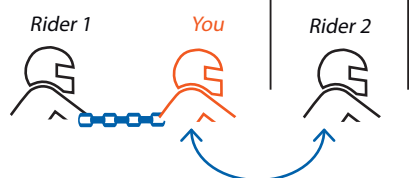
Initiate intercom pairing



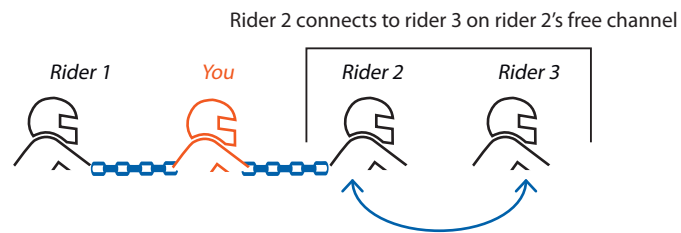
Adding 3rd rider



Initiate intercom pairing

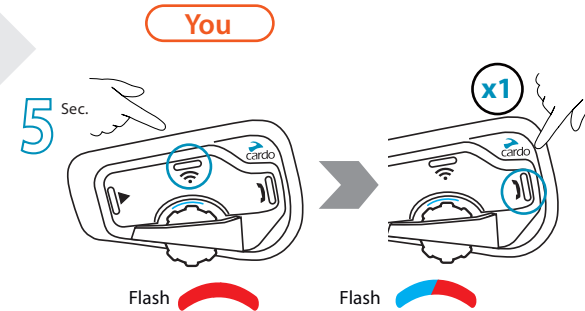


Adding 4th rider

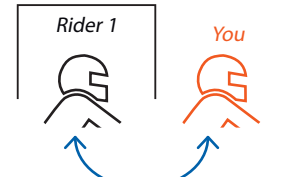


## Join/create a non Cardo Intercom Group

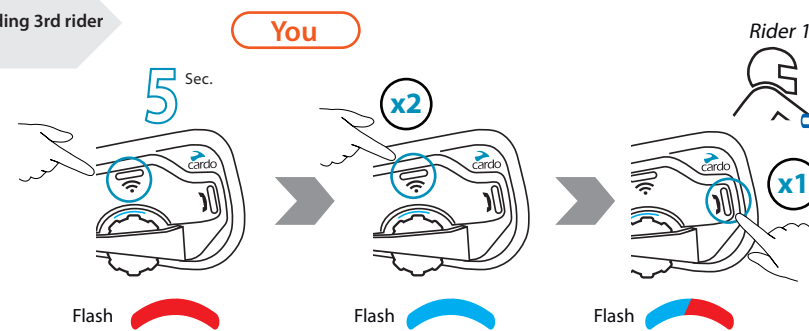
2-way pairing



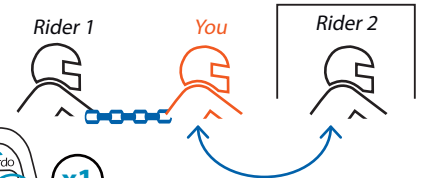
Initiate phone pairing



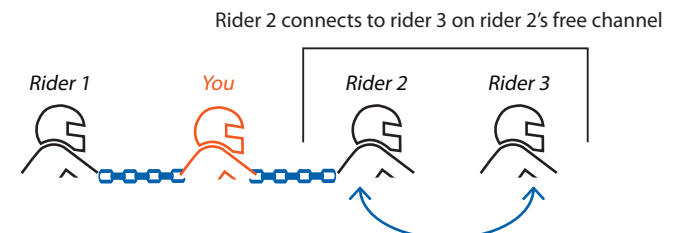
Adding 3rd rider



Initiate phone pairing

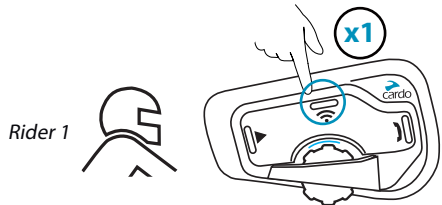


Adding 4th rider

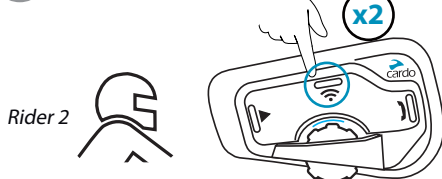


## Intercom

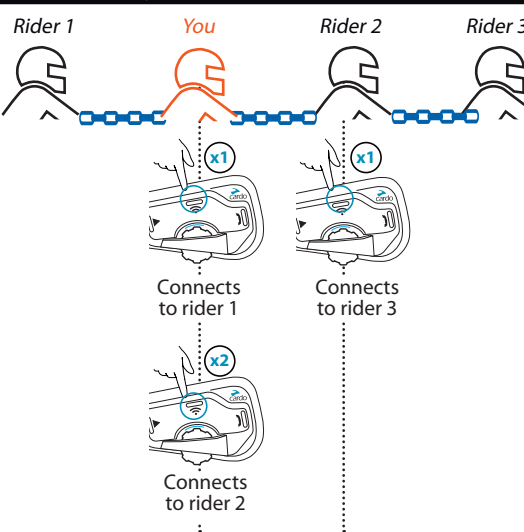
Start / End / Add with Rider 1



Start / End / Add with Rider 2

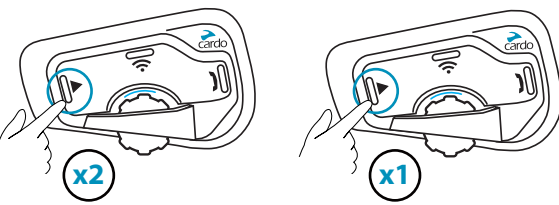
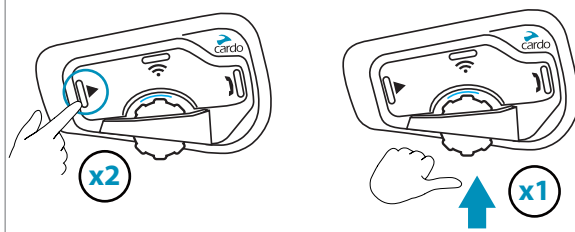


Initiate 4 way intercom Conference

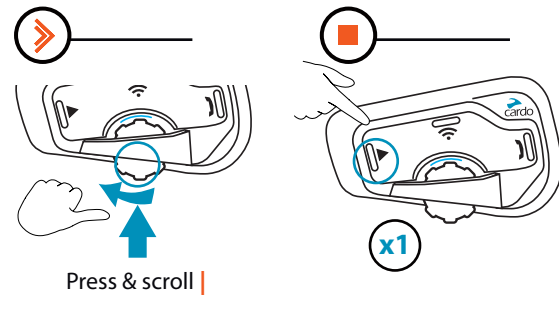


## Audio

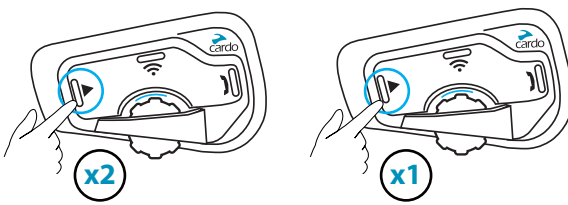
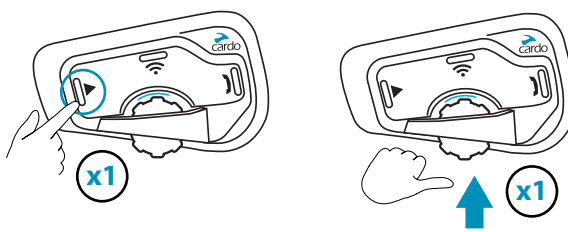
FM Radio



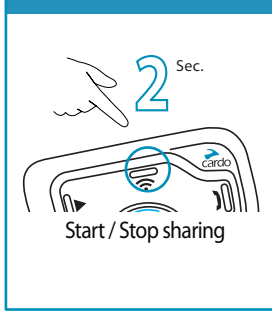
Auto Scan



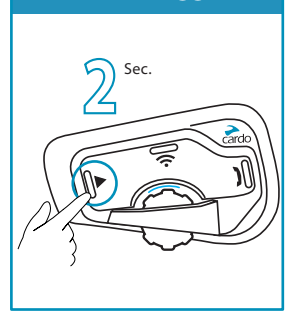
Music



Sharing Audio



FM/ Music Toggle



## Voice Commands - Always On!

Just say  
"HEY CARDO"



- "Hey Cardo, **radio on**"
- "Hey Cardo, **radio off**"
- "Hey Cardo, **next station**"
- "Hey Cardo, **previous station**"



- "Hey Cardo, **music on**"
- "Hey Cardo, **music off**"
- "Hey Cardo, **next track**"
- "Hey Cardo, **previous track**"



- "Hey Cardo, **volume up**"
- "Hey Cardo, **volume down**"
- "Hey Cardo, **mute audio**"
- "Hey Cardo, **unmute audio**"



- "Hey Cardo, **speed dial**"
- "Hey Cardo, **redial number**"
- **Answer**
- **Ignore**



- "Hey Siri"
- "Ok Google"



- "Hey Cardo, **battery status**"
- "Hey Cardo, **call intercom**"