

TN455-KN455

PARAMOTORE SPECIFICO - SPECIFIC ENGINE GUARD - PARE-CARTER SPECIFIQUE SPECIFISCHER  
STURZBÜGEL - DEFENSA DE MOTOR ESPECIFICA - PARAMOTOR ESPECIFICO

# HONDA TRANSALP 2008

## XL700V

ISTRUZIONI DI MONTAGGIO - MOUNTING INSTRUCTIONS - INSTRUCTIONS DE MONTAGE  
BAUANLEITUNG - INSTRUCCIONES DE MONTAJE - INSTRUÇÕES DE MONTAGEM



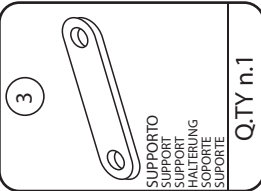
1

Q.TY n.2(ek-xx)



2

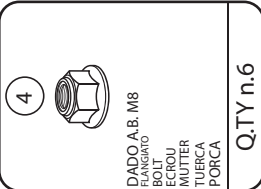
Q.TY n.1



3

SUPPORTO  
SUPPORT  
SUPPORT  
HALTERUNG  
SOPORTE

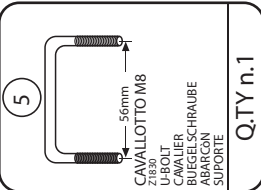
Q.TY n.1



4

DADO A.B. M8  
FLANGIARO  
ECCOUI  
MUTTER  
TUERCA  
PORCA

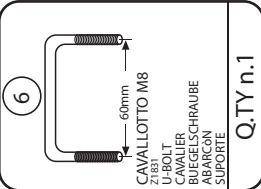
Q.TY n.6



5

CAVALLOTTO M8  
Z1830  
U-BOLT  
C-AVALIER  
BUFGELSC-HRAUBE  
ABARCON  
SUPPORTE


Q.TY n.1



6

CAVALLOTTO M8  
Z1830  
U-BOLT  
C-AVALIER  
BUFGELSC-HRAUBE  
ABARCON  
SUPPORTE

Q.TY n.1



SI RACCOMANDA DI FARE ESEGUIRE IL MONTAGGIO  
AD UN MECCANICO QUALIFICATO


WE RECOMMEND THAT THE MOUNTING IS CARRIED  
OUT BY A QUALIFIED MOTORCYCLE MECHANIC

IL EST RECOMMANDE DE FAIRE EXECUTER LE  
MONTAGE PAR UN MECANICIEN QUALIFIE

IR EMPFEHLEN, DASS DIE MONTAGE VON EINEM  
FACHMECHANIKER DURCHGEFÜHRT WIRD

LES RECOMENDAMOS QUE EL MONTAJE DE LA  
DEFENSA SE REALICE POR UN MECANICO  
CALIFICADO

RECOMENDAMOS QUE A MONTAGEM É REALIZADO  
POR UM MECÂNICO DE MOTOS QUALIFICADO



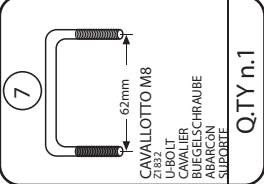
B

PARAMOTORE SPECIFICO - SPECIFIC ENGINE GUARD - PARE-CARTER SPECIFIQUE SPECIFISCHER  
STURZBÜGEL - DEFENSA DE MOTOR ESPECIFICA - PARAMOTOR ESPECIFICO

# HONDA TRANSALP 2008

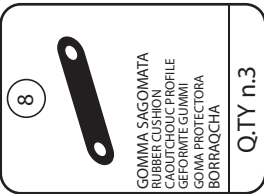
XL700V

ISTRUZIONI DI MONTAGGIO - MOUNTING INSTRUCTIONS - INSTRUCTIONS DE MONTAGE  
BAUANLEITUNG - INSTRUCCIONES DE MONTAJE - INSTRUÇÕES DE MONTAGEM



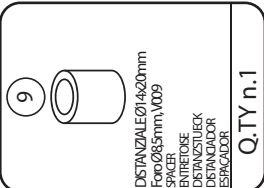
CAVALLOTTO M8  
U-BOLT  
CAVALLER  
BUEGELSCHRAUBE  
SUBARCON

Q.TY n.1



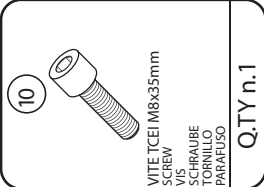
GOMMA SAGONATA  
RUBBER GROMMET  
CAOUTCHOUC PROFILÉ  
GEOFORMTE GUMMI  
GOMA PROTECTORA  
BORRAQUAÇA

Q.TY n.3



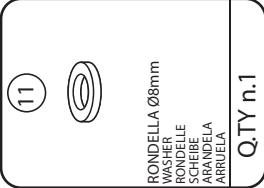
DETRAZALEGO 20mm  
Esp 28,5mm, 1029  
SPACER  
EVIRETORSE  
DETRANZSTUECK  
ESPAÇADOR

Q.TY n.1




VITE TCEI M8x35mm  
S-CREW  
VIS  
SCHRAUBE  
TORNILLO  
PARAFUSO

Q.TY n.1




RONDELLA Ø8mm  
WASHER  
RONDELLE  
SCHEIBE  
ARANDELA  
ARRUELA

Q.TY n.1




COMPONENTI ORIGINALI  
ORIGINAL PARTS  
PARTIES ORIGINALES  
ORIGINAL BAUTEILE  
COMPONENTES ORIGINALES  
ORIGINAL OUDONNENT  
ARBEITSTÜCKE


Q.TY n.-



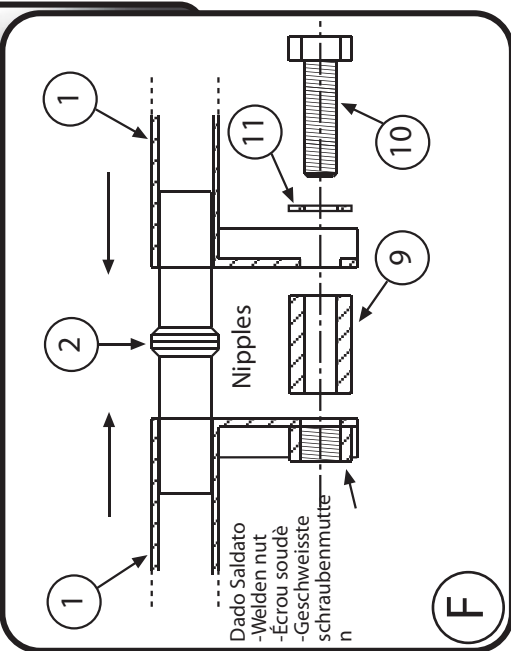
C



E



D



F

5 Lato Sinistro  
Left Side  
Côté gauche  
Linke Seite  
Lado izquierdo  
Lado Esquerdo

6 Lato Destro  
Right Side  
Côté droit  
Rechte Seite  
Lado derecho  
Lado Direito